



SIPPS P&C Canteen

Monday lunchtimes



Volunteering

The SIPPS P&C Canteen is run entirely by a small group of volunteers. We will continue to provide a Canteen for the children as long as there are sufficient volunteers to do so.

To volunteer please put your name down via: <https://volunteersignup.org/4QPRC> or use this QR Code:



Snacks

Slinky Apple	\$1.50
Apple	\$1.50
Banana	\$1.50
Pear	\$1.50
Berry Cone	\$2.00
Fruit Salad Cup	\$2.00
Carrot Sticks	\$1.50
Carrot Sticks with Hommus	\$2.00
Cheese with Rice Crackers	\$2.00
Strawberry Yoghurt	\$2.00
Mango and Passionfruit Yoghurt	\$2.00
Sultanas	\$1.50
Potato Chips: Honey Soy Chicken	\$2.00
Potato Chips: Sea Salt	\$2.00

Frozen Treats

Juice Tube (Wildberry or Tropical)	\$2.00
Twisted Frozen Yoghurt *	\$3.00

* Watermelon/Mango or Choc/Vanilla

Drinks

Apple Juice	\$2.00
Orange Juice	\$2.00
Strawberry Milk	\$2.50
Chocolate Milk	\$2.50

Hot Food

Garlic Bread	\$1.50
Chicken Nuggets x3 (Maximum 6)	\$2.00
Sausage Roll	\$3.00
Lasagna	\$3.50
Mac and Cheese	\$3.50

Make Your Own

Sandwich: Ham, Cheese, Tomato, Lettuce, Vegemite	
1 Filling	\$3.00
2 Fillings	\$3.50
3 Fillings	\$4.00
4 Fillings	\$4.50

Garden Salad

Lettuce, Cucumber, Tomato, Carrot, Corn	\$3.50
---	--------

Plus:

Cheese	\$0.50
Boiled Egg	\$0.50
Olives	\$0.50
Ham	\$0.50

Extras

Tomato Sauce	\$0.50
Canteen Bag	\$5.00

How to Order

All orders must be placed via Qkr! No other orders will be accepted. Qkr! orders must be placed prior to 8.30am on the Canteen day. Instructions on how to download and use Qkr! are on the back of this menu.

To assist the P&C Canteen volunteers, please ask your child to give their reusable canteen bag or lunch box to their teacher in the morning. This will help prevent your child's lunch being lost or squashed.

Or download Qkr! here:



Please label the bag or lunchbox with your child's: (i) Name (ii) Class and (ii) Order.

Contact us

Please contact the SIPPS P&C Canteen at canteensipps@gmail.com



masterpass

For quicker, hassle-free school payments, try Qkr! today

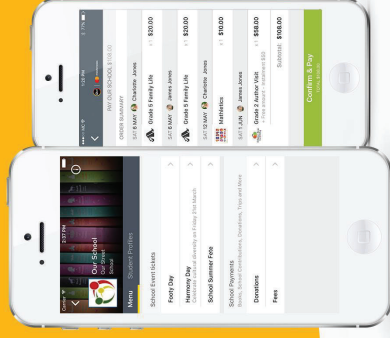


masterpass

Introducing Qkr! (pronounced 'quicker') by Mastercard, the secure and easy way to order and pay for school items from your phone at a time and place that suits you.

With Qkr you can:

- Pay for a variety of school items;
- See your receipts on the app and get them sent by email if required.



Add your children's details in Student Profiles

Manage each child's details in Student Profiles

Add each child's details

Select 'Add student profile'

Getting started is easy - try it yourself today

Step 1 Download Qkr!

on your Android phone or iPhone. iPad users can download iPhone app



Step 2 Register

Select your Country of Residence as 'Australia' and follow the steps to register

If you have made a purchase you can select our school from 'Previous Location'

Step 3 Find our school

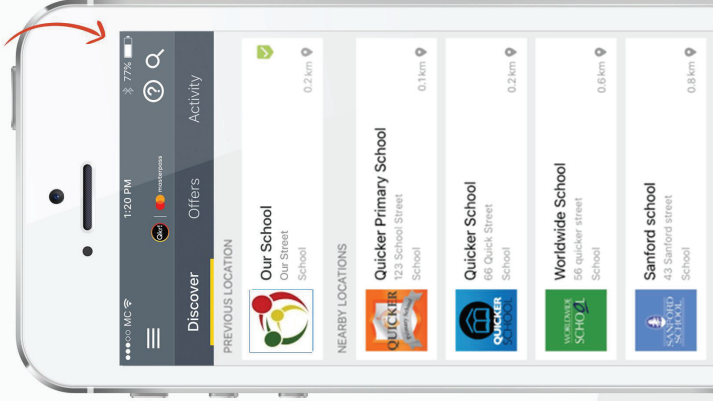
Our school will appear in 'Nearby Locations' if you're within 10kms of the school, or search for our school by name.

If you're within 10 kms of the school, you can select our school from 'Nearby Locations'

Step 4 Register your children

When first accessing our school you will be prompted to add a student profile for your child. This allows you to make orders and payments for them.

Search for our school name



Purchase school items

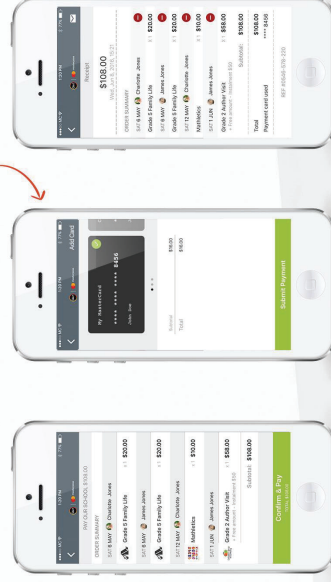
Select a menu from our school

Select child you are ordering for

Select your items
Tap 'Checkout' then confirm and pay

Making payments

Add up to 5 cards to your wallet



At checkout select which card to pay with.

Pay with any cards accepted by the school.

Once your payment is approved you can continue to the home page, or view your receipt.